

Email: ricardosilva@rsoutlook.com

Site: www.rsoutlook.com

Version: 1.0

OUTLOOK ATTACHMENTS to FOLDERS

Introduction

This is a Microsoft Outlook COM Add-in.

It gives Outlook a new feature, moving Outlook Attachments to a Windows folder or another Outlook Folder.

Attachments are sometimes annoying when you have limited size mailboxes or even to spread new breads of viruses, this COM Add-in let's you choose which file types you move and to were do you want to move them and writes the filename and path in the body of the email.

This add-in is easy to work with, is inside Outlook, and has an extremely simple user interface

System Requirements

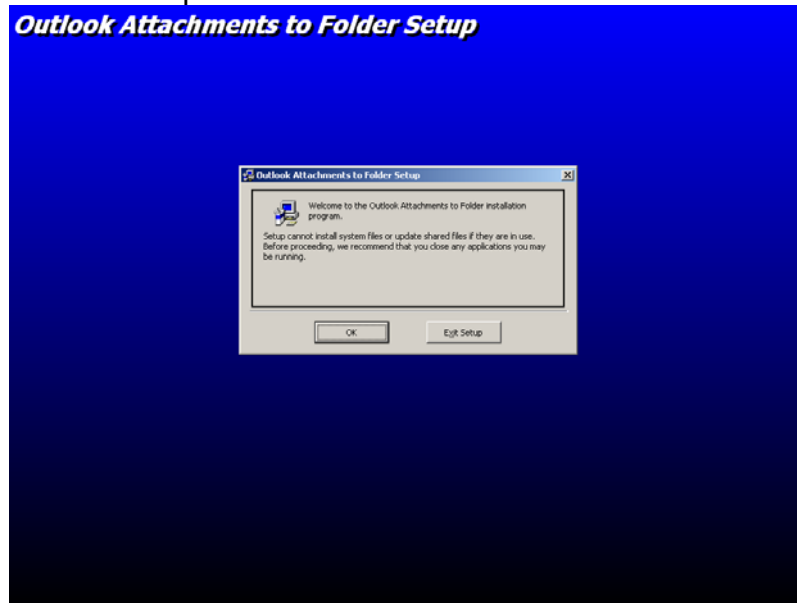
- Outlook 2000 ¹ to have access to Mail.

¹ This software has been tested with Outlook XP and Outlook 2003 (v. Beta 2) and it works correctly.

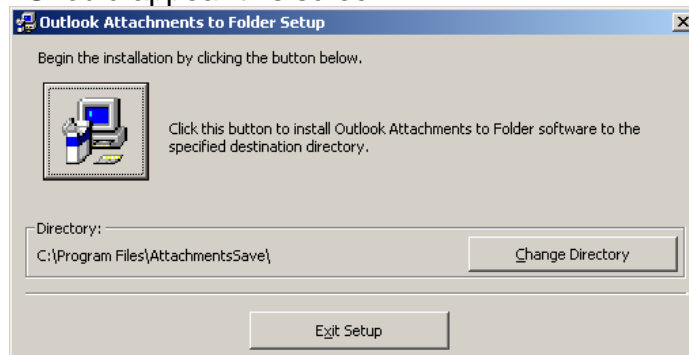
Installation manual

To install Outlook Attachments to Folders, follow these steps:

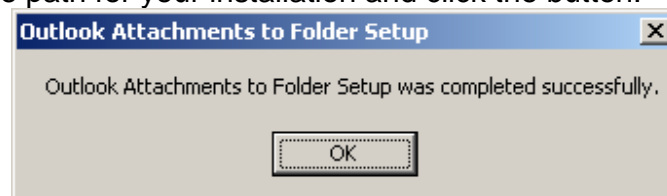
1. Double-click Setup.exe to install the feature.



2. Click OK. Should appear this screen.



3. Select the path for your installation and click the button.

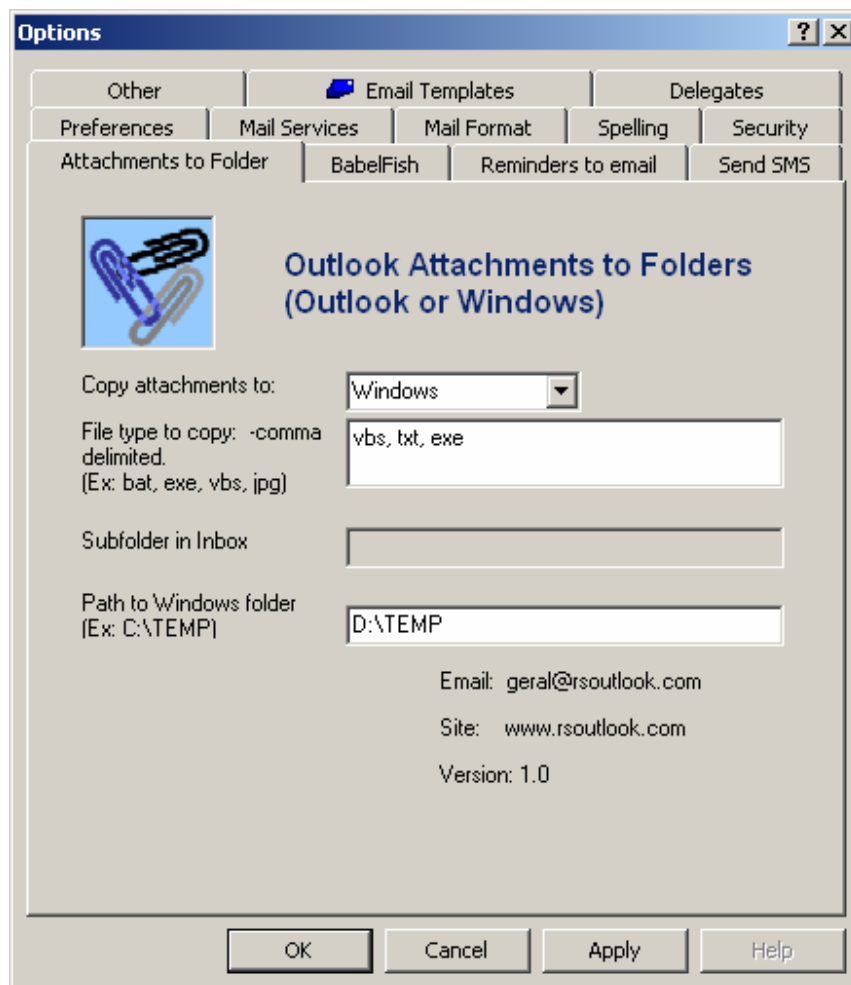


4. To verify that the installation was successfully, open your Outlook, and go to menu **Tools, Options** and you should have a new tab by the name of **Attachments to Folder**.

Utilization Manual

To use all of the program versatility, choose whether you want your attachments if in Windows or Outlook, fill the file type you want to copy like in the example (exe, txt, exe) choose the subfolder in your Inbox or the Path to Windows folder.

When you Apply the changes all of your emails will be moved to the choosed folder.



Email: ricardosilva@rsoutlook.com

Site: www.rsoutlook.com

Version: 1.0